













Name: _____

Moon Phases Sudoku Puzzle

Directions: Each row, block, and column contains one each of the four major phases of the moon: new moon, waxing moon, full moon, and waning moon. Draw the moon phases to complete the puzzle.

			
New Moon	Waxing Moon	Full Moon	Waning Moon